


ARTÉFICE

by Helser Brothers

ARTÉFICE ... THE PERFECT PARTNERSHIP BETWEEN THE MINIMALIST PROFILES
OF CONTEMPORARY DESIGN AND THE ANCIENT ART OF METAL WORK. TEXTURED
TO REFLECT THE TIMELESS ELEMENTS OF NATURE. BUFFED AND CLEARCOATED TO
PRESERVE THE RAW BEAUTY OF THE FORGE.



LARGE BRACKET BASE IN LUNA TEXTURE,
STANDARD CUBE SADDLE - ROUND CUT,
ROUND ROD WITH CYLINDER FINIAL



SMALL BRACKET BASE IN LUNA TEXTURE,
CYLINDER TAB POST WITH CYLINDER FINIAL





100301 - LARGE BRACKET BASE, SHOWN IN LAVA TEXTURE - #30
6" WIDE BY 4" HIGH, 1/4" DEEP




100302 - SMALL BRACKET BASE,
SHOWN IN
LAVA TEXTURE - #30
3" WIDE BY 3" HIGH,
1/4" DEEP



100301 - LARGE BRACKET BASE, SHOWN IN LUNA TEXTURE - #31
6" WIDE BY 4" HIGH, 1/4" DEEP



100302 - SMALL BRACKET BASE,
SHOWN IN
LUNA TEXTURE - #31
3" WIDE BY 3" HIGH,
1/4" DEEP



100301 - LARGE BRACKET BASE, SHOWN IN LINEA TEXTURE - #32
6" WIDE BY 4" HIGH, 1/4" DEEP



100302 - SMALL BRACKET BASE,
SHOWN IN
LINEA TEXTURE - #32
3" WIDE BY 3" HIGH,
1/4" DEEP

LARGE BRACKET BASE IN LAVA TEXTURE,
STANDARD BEAM SADDLE - SQUARE CUT,
SQUARE ROD WITH CUBE FINIAL




SMALL BRACKET BASE IN LAVA TEXTURE,
CUBE TAB POST WITH CUBE FINIAL



100310 - STANDARD CUBE SADDLE, SQUARE CUT
 1 1/4" WIDE BY 1 1/4" HIGH
 2 1/2" CLEARANCE, 3" RETURN




100311 - STANDARD CUBE SADDLE, ROUND CUT
 1 1/4" WIDE BY 1 1/4" HIGH
 2 1/2" CLEARANCE, 3" RETURN




100314 - STANDARD BEAM SADDLE, SQUARE CUT
 1/2" WIDE BY 1 1/4" HIGH
 2 1/2" CLEARANCE, 3" RETURN



100315 - STANDARD BEAM SADDLE, ROUND CUT
 1/2" WIDE BY 1 1/4" HIGH
 2 1/2" CLEARANCE, 3" RETURN



100601 - CUBE TAB POST
 ROD - 7/8" WIDE BY 7/8" HIGH
 STANDARD CLEARANCE 3"
 100201 - CUBE FINIAL - 1 1/4" WIDE BY 1 1/4" HIGH




100602 - CYLINDER TAB POST
 ROD - 7/8" DIAMETER
 STANDARD CLEARANCE 3"
 100202 - CYLINDER FINIAL - 1 1/4" DIAMETER

- ALL CLEARANCES AND RETURNS INCLUDE 1/4" BASE PLATE THICKNESS, PURCHASED SEPARATELY.
- CUSTOM CLEARANCES UP TO 6" ARE ALSO AVAILABLE ON ALL SADDLES AND TAB POSTS.

LARGE BRACKET BASE IN LINEA TEXTURE,
STANDARD CUBE SADDLE - SQUARE CUT,
SQUARE ROD WITH CUBE FINIAL



SMALL BRACKET BASE IN LINEA TEXTURE,
CUBE TAB POST WITH CUBE FINIAL



100101 - SQUARE ROD
7/8" WIDE BY 7/8" HIGH

100201 - CUBE FINIAL
1 1/4" WIDE BY 1 1/4" HIGH BY 1 1/4" DEEP

100102 - ROUND ROD
7/8" DIAMETER

100202 - CYLINDER FINIAL
1 1/4" DIAMETER BY 1 1/4" DEEP



100401 - SQUARE OPEN RING
1 3/4" WIDE BY 4" HIGH BY 1/4" THICK
PINSET 1 1/4"



100402 - ROUND OPEN RING
1 1/4" WIDE 4" HIGH BY 1/4" THICK
PINSET 1 1/8"



LAVA*

TEXTURE - #30



LUNA*

TEXTURE - #31



LINEA*

TEXTURE - #32

*TEXTURES ARE ONLY AVAILABLE ON BRACKET BASES.



TOLL FREE 1.888.FINIALS OR LOCAL 480.497.8191
TOLL FREE FAX 1.888.750.RODS OR LOCAL FAX 480.497.9141
3294 NORTH NEVADA STREET | CHANDLER, ARIZONA | 85225-1124

WWW.HELSEBROTHERS.COM